




Club Health Assessment for District 16 N through November 2025

			Status	Membership						Reports				Finance	LCIF	
Club Number	Club Name	Charter Date	Times in Status Quo in Past 2 Years	Current Member Count **	YTD Members Added	YTD Members Dropped	YTD Net Growth% ***	Member Count 1 Year Ago	Dropped Members Avg.Length of Service	Months Since Membership Update	Current Officers Reported ****	Current President Repeated Term	VP Reported *****	Last Date Reported Service (mm/yyyy)	Account Balance	YTD Donations
Clubs less than two years old																
178034	Bayonne	08/29/2024	Active	28	0	0	0.00%	21		2	Y	2	R	07/2025		
Clubs more than two years old																
6861	BELVIDERE	06/02/1952	Active	37	2	1	2.78%	37	4	1	Y		N	11/2025		\$550.00
	Exc Award (06/30/2018)															
6606	BERGENFIELD	03/31/1949	Active	22	0	0	0.00%	22		4	Y		N	06/2023		
6863	BLOOMFIELD	10/29/1924	Active	18	2	0	12.50%	16		2	N	11		04/2013		
150187	Camp Marcella Alumni	04/06/2022	Status Quo(2)	12	0	0	0.00%	12		10	Y	5			90+ Days	
6609	CARLSTADT EAST RUTHERFORD	01/07/1948	Status Quo(1)	10	0	0	0.00%	10		10	N	None		06/2025	90+ Days	
6865	CEDAR GROVE	01/05/1956	Active	10	0	1	-9.09%	12	32	3	N	9				
6869	CHESTER	11/24/1969	Active	41	0	2	-4.65%	42	26	0	Y	2	R	11/2025	90+ Days	
141585	Chester Lioness	05/26/2020	Active	33	2	1	3.13%	33	0	0	Y	2		11/2025		
6612	CLOSTER	05/26/1939	Active	16	0	0	0.00%	18		4	Y	8		05/2021		
6614	DUMONT	03/22/1951	Active	9	0	1	-10.00%	9	3	2	Y		N	11/2013		
6620	FAIR LAWN	10/25/1950	Active	15	1	0	7.14%	15		0	Y	4	N	12/2024		
6624	FRANKLIN LAKES	04/20/1965	Active	44	0	1	-2.22%	45	0	2	N	None		04/2019		
6627	HACKENSACK	12/14/1927	Active	18	0	0	0.00%	19		5	Y	4	N	04/2025		
67286	HARMONY TOWNSHIP	02/10/2003	Active	52	0	0	0.00%	53		7	Y					
6628	HARRINGTON PARK	06/29/1953	Active	7	0	0	0.00%	7		4	Y	2	R	04/2016		
6629	HARRISON	07/25/1951	Active(1)	22	0	0	0.00%	28		3	Y			11/2025		
	Exc Award (06/30/2018)															
6630	HASBROUCK HEIGHTS	03/19/1931	Active	27	0	2	-6.90%	29	39	2	Y			10/2024		
6631	HAWTHORNE	05/07/1953	Active	25	0	0	0.00%	32		5	Y	4		05/2013		\$1,000.00
6634	JERSEY CITY HUDSON CITY	11/24/1953	Active	23	0	0	0.00%	23		3	Y	4	R	11/2025		
6635	KEARNY	11/19/1946	Active	9	0	0	0.00%	9		7	Y	7		09/2025		
34742	KNOWLTON TOWNSHIP L C	12/12/1977	Active	27	1	5	-12.90%	29	31	0	Y	3	R	05/2023		\$1,000.00
6886	LINCOLN PARK	03/28/1963	Active	18	1	0	5.88%	17		4	Y	3	R	09/2020	90+ Days	\$250.00



Club Health Assessment for District 16 N through November 2025

			Status	Membership						Reports				Finance		LCIF
Club Number	Club Name	Charter Date	Times in Status Quo in Past 2 Years	Current Member Count **	YTD Members Added	YTD Members Dropped	YTD Net Growth% ***	Member Count 1 Year Ago	Dropped Members Avg.Length of Service	Months Since Membership Update	Current Officers Reported ****	Current President Repeated Term	VP Reported *****	Last Date Reported Service (mm/yyyy)	Account Balance	YTD Donations
6888	LIVINGSTON	01/22/1946	Active	32	0	0	0.00%	35		3	Y		R	01/2024	90+ Days	
	Exc Award (06/30/2021, 06/30/2022, 06/30/2023)															
6642	MIDLAND PARK	01/17/1951	Active	6	0	1	-14.29%	9	3	0	N	5		11/2025		\$1,140.00
6877	MT OLIVE	12/01/1969	Active	15	1	0	7.14%	14		4	Y	3		11/2022	90+ Days	
6895	NEWARK	05/31/1921	Active	9	0	0	0.00%	9		10	Y	8		11/2018		
6653	ORADELL	06/12/1939	Active	15	0	0	0.00%	15		20	Y	20		04/2012		
153711	Parsippany	02/14/2023	Active	38	5	1	11.76%	34	2	0	Y	4	R	12/2023		
121896	Passaic County Community College (PCCC)	04/16/2014	Active	62	31	3	82.35%	25	1	0	Y		N	10/2025		
6656	PASSAIC-CLIFTON	12/29/1921	Active	26	0	2	-7.14%	18	9	1	N	23	R	10/2025		\$660.00
	Exc Award (06/30/2020, 06/30/2022, 06/30/2024)															
42387	PATERSON SIMON BOLIVAR	03/25/1983	Active	28	0	0	0.00%	29		8	Y	9		08/2023		
6661	RIDGEFIELD	05/29/1951	Active	6	0	0	0.00%	6		17	Y	11		05/2017		
6664	RIVER EDGE	08/27/1951	Active	16	4	2	14.29%	11	0	3	Y	3	N	07/2023	90+ Days	\$50.00
6666	RUTHERFORD	03/08/1922	Active	29	0	0	0.00%	30		10	Y	2		11/2025		\$500.00
	Exc Award (06/30/2022)															
46698	SADDLE BROOK MAIN	12/11/1986	Status Quo(1)	16	0	0	0.00%	19		11	Y		R	02/2024	90+ Days	
6668	SADDLE RIVER VALLEY	12/03/1957	Active	35	5	4	2.94%	36	11	0	Y		N	02/2020	90+ Days	
35341	SOUTH ORANGE	04/17/1978	Active(2)	16	0	0	0.00%	18		6	Y			12/2023		
	Exc Award (06/30/2018)															
6672	TENAFLY	05/19/1939	Active	5	0	0	0.00%	5		10	Y	7				
51823	UNION CITY ECUATORIANOS	06/06/1991	Active	4	0	0	0.00%	4		23	Y	9	R	08/2020		
6924	VERONA	03/30/1951	Active	37	2	3	-2.63%	33	18	0	Y		N	10/2023		
6676	WALDWICK	06/08/1955	Active	31	0	0	0.00%	32		0	Y		N	04/2025		
6677	WALLINGTON	05/08/1952	Active	14	0	1	-6.67%	16	6	1	Y		N	03/2019		\$200.00
6679	WAYNE TOWNSHIP	07/12/1960	Active	29	3	1	7.41%	31	23	0	Y	2		09/2025	90+ Days	
6680	WEST MILFORD TOWNSHIP	10/24/1956	Active	20	1	1	0.00%	19	10	2	Y	2	R	09/2025		\$100.00
36691	WEST NY LEONES CUB DE HUDSON	03/23/1979	Active	78	1	2	-1.27%	85	31	2	Y	2	N	11/2025		
	Exc Award (06/30/2022)															



Club Health Assessment for District 16 N through November 2025

INTERNATIONAL

			Status	Membership						Reports				Finance	LCIF	
Club Number	Club Name	Charter Date	Times in Status Quo in Past 2 Years	Current Member Count **	YTD Members Added	YTD Members Dropped	YTD Net Growth% ***	Member Count 1 Year Ago	Dropped Members Avg.Length of Service	Months Since Membership Update	Current Officers Reported ****	Current President Repeated Term	VP Reported *****	Last Date Reported Service (mm/yyyy)	Account Balance	YTD Donations
6928	WEST ORANGE	03/18/1953	Active	5	0	0	0.00%	5		5	Y	9	N	05/2018		
6682	WOOD RIDGE	06/23/1939	Active	57	0	1	-1.72%	53	27	3	Y	2	R	11/2025		
6683	WYCKOFF	02/07/1951	Active	14	1	1	0.00%	14	2	4	Y	19		12/2021		

Clubs Cancelled Previous Fiscal Year – Clubs Cancelled within last 12 months may be reinstated

Club Number	Club Name	Charter Date	Current Status*	Cancellation Date
38279	NEWARK BORINQUEN	04/28/1980	Cancelled(6*)	05/29/2025

Current Total Clubs Count	YTD New Clubs Count	YTD Cancelled Clubs Count	YTD Net Club Gain	Current Total Members Count	YTD Add	YTD Drop	YTD Net Growth	YTD Net Growth %	Member Count 12 Months Ago	Average Member Count Per Club	% of Clubs with less than 20 members	% No Officer Report in 12 Months	% of Clubs with balance 90+ days	Number of Clubs in Status Quo	% Status Quo Clubs in Financial Suspension	Number of Cancelled Clubs	Average Cancelled Club Age	Members Lost Due to Cancellation	% of Clubs Cancelled for Non-Financial Reasons
49	0	0	0	1,166	63	37	26	2.28%	1,143	24	49%	0%	20%	3	100%	0	0	0	0%

* - P - Priority Club. Cancellation Reasons: 1-Objectives/conduct, 2-Non-active club, 5-Non-existing club, 6-Disbanding, 7-Merger, 8-Financial Suspension, 9-District/Multiple District Dues.

** Red denotes below 15 active members.

*** Red denotes 20% + loss.

**** Y - all 3 (President, Secretary, Treasurer) club officers reported, N - not all 3 reported.

***** Abbreviation: N-New, IP-Immediate Past, R-Repeat.



Club Health Assessment for District 16 J through November 2025

			Status	Membership						Reports				Finance	LCIF	
Club Number	Club Name	Charter Date	Times in Status Quo in Past 2 Years	Current Member Count **	YTD Members Added	YTD Members Dropped	YTD Net Growth% ***	Member Count 1 Year Ago	Dropped Members Avg.Length of Service	Months Since Membership Update	Current Officers Reported ****	Current President Repeated Term	VP Reported *****	Last Date Reported Service (mm/yyyy)	Account Balance	YTD Donations
Clubs less than two years old																
178997	Atlantic Connections Cyber Leo	11/27/2024	Active	20	1	0	5.26%	20		2	Y	2	R	04/2025	90+ Days	
186938	New Jersey Unity	09/10/2025	Newly Chartered	22	22	0	100.00%	0		2	Y					
157119	Plainsboro Township	02/09/2024	Active	18	2	1	5.88%	20	1	3	Y	2	R	11/2025		\$50.00
Clubs more than two years old																
6813	BERNARDS	05/22/1962	Active	13	1	0	8.33%	10		3	Y	14	R		90+ Days	
145084	Central Jersey Professionals & Entrepreneurs Exc Award (06/30/2021)	02/09/2021	Active(1)	5	0	0	0.00%	5		5	Y	6		08/2023		
6816	CRANBURY Exc Award (06/30/2021)	06/21/1932	Active	28	0	0	0.00%	37		3	Y	2	R	04/2024		
6817	DUNELLEN	08/06/1936	Active(1)	22	0	0	0.00%	22		0	Y	14				
137468	East Brunswick	02/15/2019	Active(1)	10	0	0	0.00%	11		5	N	None				
97443	EDISON METRO Exc Award (06/30/2018)	06/29/2006	Active	41	0	0	0.00%	37		1	Y		N	11/2025		
107872	EDISON VISIONARY Exc Award (06/30/2016, 06/30/2018, 06/30/2019, 06/30/2020, 06/30/2021, 06/30/2022, 06/30/2023, 06/30/2024, 06/30/2025)	03/25/2010	Active	36	5	20	-29.41%	38	0	2	Y		N	06/2025		
54412	ELIZABETH BORINQUEN Exc Award (06/30/2016, 06/30/2020)	04/30/1993	Active(2)	1	0	0	0.00%	1		10	N	5		04/2021		
40415	ELIZABETH COLOMBIAN	10/28/1981	Active(1)	5	0	0	0.00%	9		5	N	None		11/2017		
6873	ELIZABETH CUBANOS	03/09/1973	Active	58	1	0	1.75%	61		2	Y		N	09/2023		
36304	ELIZABETH PORTUGUESE Exc Award (06/30/2018)	12/07/1978	Active	63	0	1	-1.56%	68	45	0	Y	2	N	11/2025		\$2,000.00
6820	FLEMINGTON	03/02/1939	Active(2)	21	0	0	0.00%	21		1	Y	6		04/2018		
6823	FRENCHTOWN	06/22/1936	Active	28	3	0	12.00%	25		2	Y	5	R	06/2025		
125113	Garden State Champions Lions Club Exc Award (06/30/2018)	06/19/2015	Active(2)	14	0	0	0.00%	14		27	N	None		01/2022		



Club Health Assessment for District 16 J through November 2025

			Status	Membership					Reports				Finance	LCIF		
Club Number	Club Name	Charter Date	Times in Status Quo in Past 2 Years	Current Member Count **	YTD Members Added	YTD Members Dropped	YTD Net Growth% ***	Member Count 1 Year Ago	Dropped Members Avg.Length of Service	Months Since Membership Update	Current Officers Reported ****	Current President Repeated Term	VP Reported *****	Last Date Reported Service (mm/yyyy)	Account Balance	YTD Donations
6878	GARWOOD	03/26/1929	Active(1)	7	0	0	0.00%	7		15	Y	3	N	12/2017	90+ Days	
6825	GREEN BROOK	03/13/1950	Active	29	0	0	0.00%	28		9	Y		IP	11/2022		
Exc Award (06/30/2021)																
51021	HIGHLAND PARK PHIL AM	10/29/1990	Active	15	2	1	7.14%	14	11	4	Y		N	04/2025		
6707	HIGHTSTOWN-EAST WINDSOR L C	10/27/1936	Active	13	1	0	8.33%	12		2	Y	4	R	04/2023		
6881	HILLSIDE	10/04/1951	Active	22	3	3	0.00%	28	3	1	N	2	N	07/2024		
Exc Award (06/30/2018, 06/30/2023)																
6708	HOPEWELL VALLEY	12/13/1950	Active	14	0	0	0.00%	18		7	Y	2	N	06/2018		
123126	Menlo Park	09/23/2014	Active	29	3	0	11.54%	24		4	Y	2	R	12/2024		
Exc Award (06/30/2020, 06/30/2021, 06/30/2022)																
6721	MERCERVILLE	09/16/1970	Active	18	0	0	0.00%	18		29	N	None		12/2018	\$350.00	
6833	METUCHEN	11/07/1946	Active	15	0	0	0.00%	16		5	Y		N	06/2018		
140752	Middlesex Visionary	01/17/2020	Active	15	0	0	0.00%	15		35	N	None		04/2021		
Exc Award (06/30/2021)																
6834	MILFORD	10/06/1949	Active	24	0	0	0.00%	24		5	Y	11	R	06/2025		
Exc Award (06/30/2018)																
6835	MILLTOWN	08/29/1928	Active	19	0	0	0.00%	26		5	N	None		05/2023		
6838	NEW BRUNSWICK	03/27/1921	Status Quo(1)	9	0	0	0.00%	9		24	N	None		01/2018		90+ Days
148581	New Jersey Artists	10/15/2021	Active	30	1	0	3.45%	34		4	Y	2	R	06/2024		
Exc Award (06/30/2022)																
123709	New Jersey Multicultural Lions	12/15/2014	Active	24	0	3	-11.11%	32	5	1	Y		N	10/2025	\$1,000.00	
141170	New Jersey Peruvian	06/02/2020	Active	15	0	0	0.00%	22		0	N	2	R	04/2023		
Exc Award (06/30/2021)																
138090	New Jersey Renaissance	06/25/2019	Active(2)	3	2	1	50.00%	2	7	1	Y	4	N	06/2020		
6904	NEW PROVIDENCE	05/14/1969	Active	52	0	1	-1.89%	50	9	1	Y	2	R	03/2025		
6840	NORTH PLAINFIELD	03/29/1949	Active	12	0	0	0.00%	13		6	Y	15		03/2018		
6842	OLD BRIDGE	02/21/1958	Active(2)	3	0	0	0.00%	3		27	N	None		12/2017		
125223	Old Bridge Visionary Lions Club	06/22/2015	Active	25	3	0	13.64%	20		0	Y	2	N	11/2025		
Exc Award (06/30/2020, 06/30/2021)																




Club Health Assessment for District 16 J through November 2025

			Status	Membership						Reports				Finance	LCIF	
Club Number	Club Name	Charter Date	Times in Status Quo in Past 2 Years	Current Member Count **	YTD Members Added	YTD Members Dropped	YTD Net Growth% ***	Member Count 1 Year Ago	Dropped Members Avg.Length of Service	Months Since Membership Update	Current Officers Reported ****	Current President Repeated Term	VP Reported *****	Last Date Reported Service (mm/yyyy)	Account Balance	YTD Donations
132909	Princeton	01/09/2018	Active	21	1	0	5.00%	22		1	Y		R	06/2025		\$1,250.00
	Exc Award (06/30/2019, 06/30/2021)															
115787	RUTGERS VISIONARY CAMPUS	01/03/2012	Status Quo(1)	1	0	0	0.00%	1		24	N	None		02/2018	90+ Days	
6847	SAYREVILLE	07/07/1936	Active	34	0	3	-8.11%	37	15	0	Y	3	R	11/2025		\$399.08
	Exc Award (06/30/2018, 06/30/2020, 06/30/2021, 06/30/2022, 06/30/2023, 06/30/2025)															
6916	SCOTCH PLAINS	06/23/1949	Active(1)	4	0	0	0.00%	4		5	Y	3				
134096	SOMERSET FRANKLIN	04/05/2018	Active	22	1	0	4.76%	18		0	Y		R	12/2024		\$80.00
	Exc Award (06/30/2021)															
99746	SOMERVILLE METRO	06/26/2007	Active	37	1	0	2.78%	37		4	Y		N	06/2025	90+ Days	\$600.00
	Exc Award (06/30/2018, 06/30/2022, 06/30/2023, 06/30/2025)															
6850	SOUTH BRUNSWICK TOWNSHIP	01/28/1953	Active	15	0	0	0.00%	16		6	Y	2	R	07/2024		
	Exc Award (06/30/2020, 06/30/2022)															
6851	SOUTH PLAINFIELD	05/09/1947	Active(2)	8	0	0	0.00%	20		1	Y	18	R	12/2018		
	Exc Award (06/30/2018)															
6852	SOUTH RIVER	07/06/1936	Active	29	0	0	0.00%	26		3	Y	3	R	02/2023		
6918	SPRINGFIELD	10/16/1925	Active	38	1	0	2.70%	37		2	Y		N	05/2023	90+ Days	
	Exc Award (06/30/2018, 06/30/2023)															
6919	SUMMIT	02/26/1926	Active	36	3	3	0.00%	30	2	1	Y	2	R	10/2025		\$275.00
	Exc Award (06/30/2021, 06/30/2022, 06/30/2023, 06/30/2024, 06/30/2025)															
6856	WARREN TOWNSHIP	11/22/1948	Active	94	7	8	-1.05%	99	5	0	Y		N	10/2025		\$1,000.00
	Exc Award (06/30/2016, 06/30/2018, 06/30/2021, 06/30/2023)															
6857	WATCHUNG	09/13/1948	Active	8	0	0	0.00%	8		18	Y	2		10/2018		\$1,000.00
	Exc Award (06/30/2018)															
153317	West Windsor Golden	01/09/2023	Active	20	0	0	0.00%	23		5	Y		R	11/2025		
	Exc Award (06/30/2023)															
6745	WEST WINDSOR TOWNSHIP	11/06/1952	Active	39	4	0	11.43%	41		2	Y		N	10/2025		\$4,000.00
	Exc Award (06/30/2017, 06/30/2018, 06/30/2020, 06/30/2021, 06/30/2022, 06/30/2023, 06/30/2024)															
6927	WESTFIELD	01/31/1924	Active	9	0	0	0.00%	11		11	Y	10	R	06/2019		



Club Health Assessment for District 16 J through November 2025

				Status	Membership					Reports				Finance	LCIF	
Club Number	Club Name	Charter Date	Times in Status Quo in Past 2 Years	Current Member Count **	YTD Members Added	YTD Members Dropped	YTD Net Growth% ***	Member Count 1 Year Ago	Dropped Members Avg.Length of Service	Months Since Membership Update	Current Officers Reported ****	Current President Repeated Term	VP Reported *****	Last Date Reported Service (mm/yyyy)	Account Balance	YTD Donations

Clubs Cancelled Previous Fiscal Year – Clubs Cancelled within last 12 months may be reinstated

Club Number	Club Name	Charter Date	Current Status*	Cancellation Date
138299	MCCC Visionary Campus	05/17/2019	Cancelled(8*)	06/29/2025
138030	New Jersey Fitness	04/29/2019	Cancelled(6*)	07/29/2024

Current Total Clubs Count	YTD New Clubs Count	YTD Cancelled Clubs Count	YTD Net Club Gain	Current Total Members Count	YTD Add	YTD Drop	YTD Net Growth	YTD Net Growth %	Member Count 12 Months Ago	Average Member Count Per Club	% of Clubs with less than 20 members	% No Officer Report in 12 Months	% of Clubs with balance 90+ days	Number of Clubs in Status Quo	% Status Quo Clubs in Financial Suspension	Number of Cancelled Clubs	Average Cancelled Club Age	Members Lost Due to Cancellation	% of Clubs Cancelled for Non-Financial Reasons
54	1	0	1	1,213	68	45	23	1.93%	1,244	22	48%	15%	13%	2	100%	0	0	0	0%

* - P - Priority Club. Cancellation Reasons: 1-Objectives/conduct, 2-Non-active club, 5-Non-existing club, 6-Disbanding, 7-Merger, 8-Financial Suspension, 9-District/Multiple District Dues.

** Red denotes below 15 active members.

*** Red denotes 20% + loss.

**** Y - all 3 (President, Secretary, Treasurer) club officers reported, N - not all 3 reported.

***** Abbreviation: N-New, IP-Immediate Past, R-Repeat.




Club Health Assessment for District 16 L through November 2025

			Status	Membership						Reports				Finance	LCIF	
Club Number	Club Name	Charter Date	Times in Status Quo in Past 2 Years	Current Member Count **	YTD Members Added	YTD Members Dropped	YTD Net Growth% ***	Member Count 1 Year Ago	Dropped Members Avg.Length of Service	Months Since Membership Update	Current Officers Reported ****	Current President Repeated Term	VP Reported *****	Last Date Reported Service (mm/yyyy)	Account Balance	YTD Donations
Clubs less than two years old																
156618	Voorhees-Gibbsboro	03/27/2024	Active	37	10	0	37.04%	30		1	Y	3	R	11/2025	90+ Days	
Clubs more than two years old																
97000	ABSECON VISIONARY	04/25/2006	Active	11	2	1	10.00%	11	2	3	Y		N	08/2017		
6684	ALLENTOWN	03/30/1939	Active	26	1	3	-7.14%	28	9	0	Y	2	R	08/2025	90+ Days	
6749	ATCO	08/21/1953	Active	38	3	3	0.00%	34	0	0	Y	2	R	11/2025		
Exc Award (06/30/2024)																
61241	ATLANTIC CITY	11/12/1998	Active	34	1	0	3.03%	31		1	Y	2	N	02/2025		
BANGLADESH AMERN																
6686	ATLANTIC HIGHLANDS	12/20/1924	Active(1)	15	0	0	0.00%	19		5	N	None		07/2023		
6751	AUDUBON	04/04/1954	Active	19	0	2	-9.52%	21	3	2	Y	2	R	04/2025	90+ Days	
66423	AVALON	06/29/2002	Active	89	3	0	3.49%	97		0	Y		N	01/2025		
Exc Award (06/30/2023)																
6753	BELLMAWR	10/21/1953	Active	11	0	0	0.00%	12		5	Y	10	R	10/2011		
6754	BERLIN	02/04/1954	Active	15	0	0	0.00%	15		6	Y	4	N	09/2025		
6692	BRICK TOWNSHIP	11/11/1948	Active	16	0	0	0.00%	16		5	N	None		02/2022	90+ Days	
Exc Award (06/30/2019)																
6756	BRIDGETON	01/03/1941	Active	22	0	0	0.00%	20		8	N	10	R	11/2023	90+ Days	
6757	BRIGANTINE	12/04/1951	Active	49	1	1	0.00%	50	8	2	Y	4	N	06/2025		
Exc Award (06/30/2018, 06/30/2023)																
6758	CAMDEN	12/15/1920	Active	11	0	0	0.00%	13		3	Y	9	R	10/2023		
47323	CHERRY HILL PENNSAUKEN	05/19/1987	Active	5	0	0	0.00%	5		6	Y	6	R	04/2025		
KOREAN																
Exc Award (06/30/2019)																
6763	CLAYTON GLASSBORO	09/23/1953	Active	15	2	0	15.38%	13		4	Y		R	06/2025		\$700.00
Exc Award (06/30/2018, 06/30/2021, 06/30/2023, 06/30/2024)																
6694	COLTS NECK	05/02/1969	Active	34	0	0	0.00%	36		0	Y	3	R	08/2020		
6697	EATONTOWN	08/19/1948	Active	43	6	4	4.88%	45	25	0	Y		N	06/2025	90+ Days	
Exc Award (06/30/2019, 06/30/2024)																
6702	FREEHOLD TOWNSHIP	04/22/1947	Active	10	0	7	-41.18%	14	23	1	Y	3		03/2025		\$100.00



Club Health Assessment for District 16 L through November 2025

			Status	Membership					Reports				Finance	LCIF		
Club Number	Club Name	Charter Date	Times in Status Quo in Past 2 Years	Current Member Count **	YTD Members Added	YTD Members Dropped	YTD Net Growth% ***	Member Count 1 Year Ago	Dropped Members Avg.Length of Service	Months Since Membership Update	Current Officers Reported ****	Current President Repeated Term	VP Reported *****	Last Date Reported Service (mm/yyyy)	Account Balance	YTD Donations
6772	GLOUCESTER CITY	03/23/1944	Active	42	0	0	0.00%	43		0	Y		N	06/2025	90+ Days	
Exc Award (06/30/2016, 06/30/2018)																
6755	GLOUCESTER TOWNSHIP	01/25/1954	P- Active(1)	1	0	0	0.00%	1		16	N	None		10/2022		
6773	GREATER WILDWOODS	09/11/1952	Active	16	0	0	0.00%	16		21	Y	7	R	11/2025		\$50.00
6775	HADDONFIELD	02/04/1944	Active	72	0	6	-7.69%	75	5	2	Y			04/2025		\$750.00
Exc Award (06/30/2023, 06/30/2024)																
6777	HAMMONTON	08/20/1963	Active	74	1	1	0.00%	71	1	1	Y		N	11/2025		\$20.00
Exc Award (06/30/2016, 06/30/2017, 06/30/2018, 06/30/2024)																
6706	HIGHLANDS	04/13/1926	Active(1)	17	0	1	-5.56%	20	10	1	Y	5	N	05/2024		\$100.00
Exc Award (06/30/2021)																
6709	HOWELL TOWNSHIP	02/05/1947	Active	10	0	0	0.00%	12		5	Y	2	R	07/2024		
38430	LAUREL SPRINGS	05/12/1980	Active	20	0	0	0.00%	16		3	Y	4	R	05/2019		
6717	MAPLE SHADE	03/28/1944	Active	12	0	0	0.00%	12		1	Y	4	N	11/2016		
6719	MEDFORD LAKES	06/27/1945	Active	179	18	10	4.68%	158	4	0	Y		N	11/2025	\$800.00	
6722	MIDDLETOWN TWSP	10/14/1946	Active	44	0	0	0.00%	36		3	Y		R	11/2025		
Exc Award (06/30/2022, 06/30/2023)																
6724	MOORESTOWN	04/28/1948	Active	33	2	0	6.45%	29		1	Y		N	11/2025		
111467	NEPTUNE TWP	06/24/2011	Active	10	0	1	-9.09%	13	14	2	Y	2	R	10/2025		
Exc Award (06/30/2019)																
6729	PALMYRA RIVERTON CINNAMINSON	11/20/1944	Active	8	0	0	0.00%	8		3	Y	2	N			
6790	PENNSAUKEN	02/23/1942	Active	17	1	1	0.00%	16	3	1	Y	4	R	04/2025		
Exc Award (06/30/2018, 06/30/2019)																
6735	RED BANK	11/25/1921	Active	3	0	0	0.00%	3		40	Y	8		06/2025		
6738	STAFFORD TOWNSHIP	04/20/1949	Active	11	0	0	0.00%	13		6	Y	3	N	03/2025	90+ Days	
6695	TOMS RIVER	06/06/1972	Active	21	0	0	0.00%	21		3	Y	8	R	03/2025	\$5,050.00	
Exc Award (06/30/2019)																
6801	TURNERSVILLE-WASHINGTON TOWNSHIP	11/22/1955	Active	7	0	0	0.00%	7		5	Y	16	R	02/2020		
6802	VENTNOR MARGATE	12/14/1944	Active	8	0	0	0.00%	12		0	N	10				
6804	WENONAH	02/12/1951	Active	50	0	2	-3.85%	52	8	2	Y	3	N	04/2021		



Club Health Assessment for District 16 L through November 2025

INTERNATIONAL

			Status	Membership						Reports				Finance	LCIF	
Club Number	Club Name	Charter Date	Times in Status Quo in Past 2 Years	Current Member Count **	YTD Members Added	YTD Members Dropped	YTD Net Growth% ***	Member Count 1 Year Ago	Dropped Members Avg.Length of Service	Months Since Membership Update	Current Officers Reported ****	Current President Repeated Term	VP Reported *****	Last Date Reported Service (mm/yyyy)	Account Balance	YTD Donations
124343	West Berlin	03/10/2015	Active	21	0	1	-4.55%	18	3	1	Y		N	11/2025		\$40.00
	Exc Award (06/30/2019, 06/30/2023, 06/30/2024, 06/30/2025)															
6744	WEST LONG BRANCH	01/24/1952	Active	20	0	0	0.00%	23		3	Y	20	R	06/2025		
6805	WESTMONT	11/22/1943	Active	15	0	0	0.00%	17		3	Y		N	11/2025		
	Exc Award (06/30/2019)															
6806	WESTVILLE	01/03/1927	Active	34	1	4	-8.11%	37	3	0	Y		N	11/2025		\$25.00
	Exc Award (06/30/2018, 06/30/2022, 06/30/2025)															
6807	WILLIAMSTOWN	09/01/1948	Active	9	0	1	-10.00%	10	22	2	Y			04/2025		
6808	WINSLOW TOWNSHIP	01/25/1952	Active	21	1	2	-4.55%	22	28	1	Y		R	11/2025		\$2,000.00

Clubs Cancelled Previous Fiscal Year – Clubs Cancelled within last 12 months may be reinstated

Club Number	Club Name	Charter Date	Current Status*	Cancellation Date
6748	ABSECON	01/19/1956	Cancelled(6*)	05/29/2025
6767	DEPTFORD TOWNSHIP	03/05/1951	Cancelled(6*)	03/29/2025
120553	Toms River (Twp) Visionary	10/14/2013	Cancelled(6*)	06/29/2025
6803	VINELAND	01/31/1941	Cancelled(8*)	06/29/2025

Current Total Clubs Count	YTD New Clubs Count	YTD Cancelled Clubs Count	YTD Net Club Gain	Current Total Members Count	YTD Add	YTD Drop	YTD Net Growth	YTD Net Growth %	Member Count 12 Months Ago	Average Member Count Per Club	% of Clubs with less than 20 members	% No Officer Report in 12 Months	% of Clubs with balance 90+ days	Number of Clubs in Status Quo	% Status Quo Clubs in Financial Suspension	Number of Cancelled Clubs	Average Cancelled Club Age	Members Lost Due to Cancellation	% of Clubs Cancelled for Non-Financial Reasons
46	0	0	0	1,275	53	51	2	0.16%	1,271	28	52%	2%	17%	0	0%	0	0	0	0%

* - P - Priority Club. Cancellation Reasons: 1-Objectives/conduct, 2-Non-active club, 5-Non-existing club, 6-Disbanding, 7-Merger, 8-Financial Suspension, 9-District/Multiple District Dues.

** Red denotes below 15 active members.

*** Red denotes 20% + loss.

**** Y - all 3 (President, Secretary, Treasurer) club officers reported, N - not all 3 reported.

***** Abbreviation: N-New, IP-Immediate Past, R-Repeat.